



the TRAVELER



Volume 26-08

September 2023

P.O. Box 812, Cantonment, FL 32533

Bill and Kitty Ross



This month's Member Spotlight goes to Bill and Kitty Ross. They have acquired a variety of Model A's over the years. They have used some of these to promote his business. A Model A sitting outside a business is sure to attract a little bit of business. His collection included 2 Cabriolets, a Tudor, a Fordor (Kermit), a

standard Coup (Ole Blue), a Business Coup, and a truck. Some of these have been seen around town in the local charity car shows.

Over the past few months, we have been looking at each one and addressing the issues required to get them cared for and back on the road. Bill has also offered for

us to use his facility as a Tech Talk day for everyone. With some needing more repair than others, it will allow our get together to learn from someone with a little more knowledge to help educate those wanting to learn more about these cars.

Along with the cars, they have also acquired a vast array

of parts too. This will allow us to take a look at how these parts work together to create knowledge of those items that aren't see every day. It should be a great gathering when we can get everyone together. And I bet if you see something you like, you might be able to twist his arm to get it.



Next Meeting is September 16
at the Baldwin County Heritage Museum - 25521 US-98, Elberta, AL
36530 starting at 11 am
See you there! Followed by a mini tour!



THE TRAVELER

Monthly publication of the Gulf Coast Model 'A' Club - Southern Alabama to the Florida Panhandle





Our Club



GCMAC Officers	Name	Phone	Email
President	Mike Fowler	303-524-4303	fowlest1@msn.com
Vice President	Martha Fuller	251-602-1931	waltmern@aol.com
Secretary	Charlotte Dahlenburg	256-783-2261	realracegril1@gmail.com
Treasurer	Becky Baisden	850-384-5717	beckyb0814@att.net
Newsletter Editor	Charlotte Dahlenburg	256-783-2261	realracegril1@gmail.com
National Rep	Allen Braddy	678-499-3370	alnbraddy@yahoo.com
Webmaster	Becky Baisden	850-384-5717	beckyb0814@att.net
Event Coordinator	Allen Braddy	678-499-3370	alnbraddy@yahoo.com

August



Birthdays

- 4 Shawna Thompson
- 15 John Bright
- 26 Elizabeth Witherington
- 27 Ash Witherington



Anniversaries

Bill & Jan Collins

Message from ...

I really appreciate your continuing efforts to bring new members into our club. Our Facebook page is attracting a lot of interest also.

With election of officers coming up in the near future, please consider serving in that capacity.

I will be stepping down as President this year, primarily due to continuing health issues, so please give that position some thought.

Mike Fowler





Great turn out today. We talked about upcoming club meetings and trying to establish some tech talks/ helping others that need the extra help on the cars. Looking for an exhibit event where the club can show off their cars. - Alan Braddy



Mobile Breakfast was a lot of fun. There was a great turn out! Martha filled us all in on how Walt is doing. Alan gave us an update on activities. We all ate to much and enjoyed hanging out for breakfast again after suck a long pandemic hyenas. - Charlotte Dahlenburg



Henry Ford, Cowboy holding a gun, with Thomas Edison smiling in the car, 1923



THE LITERARY DIGEST JUNE 20, 1931

The Beautiful Ford Standard Sedan

A beautiful five-passenger car, with longer, wider body, and attractive, comfortable interior. The slanting windshield is made of polished plate safety glass. You can now have the new Ford delivered with this glass in all windows and doors at slight additional cost.

Ford



THE TRAVELER

Monthly publication of the Gulf Coast Model 'A' Club - Southern Alabama to the Florida Panhandle



Terry and I went over to the Fullers after breakfast and started Walt's cars.

One battery was dead so we hooked the charger up to get it recharged.

While there we got to see some of his extras and work space.

- Alan Braddy



The Model A Ford Club of America MAFCA

Serving Model A Ford owners since 1955

MAFCA is dedicated to the restoration, preservation and enjoyment of the Ford Model A and AA cars and trucks, as manufactured from 1928 through 1931. We are an active, family-friendly organization whose members share a passion for these historic vehicles, plus other aspects of life in that era, such as fashions.

MAFCA is a not-for-profit corporation with members and local affiliated chapters all over the globe. This makes us the largest car club in the world dedicated to one make of automobile. We hope you enjoy looking through our site, and we invite you to join us!

Membership in Model A Ford Club of America is encouraged. MAFCA Dues are \$50.00 and should be mailed to: MAFCA Headquarters, 250 South Cypress, LaHabra, CA 90631-5586 For more info visit: <https://www.mafca.com/>



Our award winning magazine
"The Restorer"



THE TRAVELER

Monthly publication of the Gulf Coast Model 'A' Club - Southern Alabama to the Florida Panhandle



Entertainment

Email to
Joe Allen Braddy
alnbraddy
@yahoo.com

Submission
date is the
20th of each
month

Car Shows, Events, Cruise Ins & More

For a comprehensive list of car shows in our area, here's a link to the Gearjammers website with them listed: <https://bamagearjammers.com/events.html>

Club Activities:

September

Sept 2 - 8:30 am Pensacola Breakfast Golden Corral, 2260 Langley Avenue, Pensacola, FL
16 Quarterly Meeting - 11am held at the Baldwin County Heritage Museum 25521 US-98, Elberta, AL 36530. We will be nominating next years board members.

Sept 23 8 am Mobile Breakfast Golden Corral, 675 Shillinger Rd.

October

Oct 7 - 8:30 am Pensacola Breakfast Golden Corral, 2260 Langley Avenue, Pensacola, FL
Oct 18 - 29, Model A Exhibit @ the Pensacola Fair Grounds.
24-30 - Model A Road Trip Fall Color Tour. See ad on

page 13 for more information!

Bring a friend and help expand our club. We are also looking to expand a monthly meeting on the Mobile side of the club. If you have any suggestions, please let Allan know.

Model A Activities:

September

Sept 15-16 - 12th Annual Model A Days at Hickory Corners, Michigan.

Sept 16 - International Model A Ford Day

Sept 30-Oct 15 - 2023 Fall Tour in New England

October

27 & 28 - Model A Touring Club of North Alabama's Proud to be an American Annual Fall Tour - Ft. Payne, Alabama

November

Nov 5 - Dayton Buckeye Model A Club Swap Meet

Nov 30-Dec 2 - National Awards Banquet

June 2024

June 13-16 - Texas Tour Nacogdoches, Texas

Local and Regional, Activities:

Sept 2 - OWA Labor Day Car Show, Foley, AL

Sept 2-3 - Labor Day Showdown, Mobile, AL

Sept 9 - Family Day Craft Fair & Car Show. Centerpointe Assembly, Mobile, AL

Sept 9 - 29th Magic Carpet Car Show, Hadji Shrine Temple, Pensacola, FL

Sept 15-17 - Fords in the Fall, Pensacola Fair Ground, Pensacola, FL

Sept 15-17 - Sparks in the Park, Niceville, FL

Sept 16 - Veterans Helping Veterans Car Show, Battleship Park

Sept 23 - Grand Bay Country Cruzers Car Show 9-3 ABBA Shrine Center Mobile

October

Oct 1-8 - 27th Annual Cruisin' the Coast

Oct 7 - Olde Time Days - Tractor, Car & Truck Show Stockton, AL

Oct 18-29 - Pensacola Fair Car Exhibit. If interested let Scott or Allen know.

Oct 27 - 28 Model A Touring Club of North Alabama

Help Wanted

Car Shows? Car Events?
Email to Allen Braddy
alnbraddy@yahoo.com



www.gulfcoastmodelclub.net

Gulf Coast Model A Club



Join Us In the 21st Century



MINI TOUR

Join Us For a Tour To Barber Marina



September 16 - 11 am

Tour starts at the Baldwin County Heritage Museum 25521 US-98, Elberta, AL 36530 immediately following our 11 am meeting.

We will have lunch at El Burrito Mexican Restaurant. We will then drive down beautiful 95 to tour Barber Mariana. Our tour will not be complete without the surprise from Nancy and Terry Pampel

For more information contact Alan Braddy 678-499-3370 or Charlotte Dahlenburg 256-783-2261. Please RSVP for head count at the restaurant.

Tech Tips

Installing a separate vent for the rear axle

By Cghuck Elderton of the Santa Clara Valley Chapter of MAFCA

During the recent Babbitt Bearing seminar, Charlotte was sitting on my hoist and many members took the opportunity to look under her skirt. The ever astute Dennis Rinaldi observing the vents that I had installed for the transmission and Mitchell overdrive noted that there was no similar vent for the rear axle. I had considered this previously, but it had long slipped from my to-do list.


Originally the rear axle assembly

was vented through a hole in the transmission shift tower. Installing sealed bearings in the transmission and/or installing an overdrive in the torque tube will disrupt this vent system. Resulting pressure caused by heat and churning of the lubricant may cause grease to be pushed from the rear axle in undesired locations – such as into the brakes and past the banjo gaskets onto the garage floor.

Installing a separate vent for the rear axle is relatively simple, once you have fabricated the needed part. My

solution is to modify one of the banjo bolts by drilling a 7/64” through it and counter boring the head to accept a short piece of 5/16” steel tubing. The steel tubing is brazed to the bolt head and is bubbled on the opposite end to secure a length of flexible vinyl tubing. This bolt simply replaces one of the two top bolts on the rear axle banjo.

As making 16 was not much more difficult than making the 3 that I needed, I have extras available to club members at no cost – just ask.



Now-SEE AT A GLANCE HOW TO FIX ANY CAR

No Matter Whether You're an Experienced Mechanic or Just a "Green" Beginner!

With MOTOR'S New AUTO REPAIR MANUAL At Your Elbow, You'll "Whiz Through" ANY Repair Job on ANY Car Built from 1935 to 1951

COVERS NEW MODELS

- 1951 Buick
- 1951 Chevrolet
- 1951 Chrysler
- 1951 Ford
- 1951 GMC
- 1951 Hudson
- 1951 Packard
- 1951 Plymouth
- 1951 Studebaker
- 1951 Oldsmobile
- 1951 Cadillac
- 1951 Lincoln
- 1951 Mercury
- 1951 Buick Wildcat
- 1951 Buick Wildcat
- 1951 Buick Wildcat

FREE 7-DAY TRIAL! Return and Pay Nothing if Not Satisfied

MAIL COUPON NOW FOR 7-DAY FREE TRIAL

MOTOR Book Dept., Book 38,
130 West 53rd Street, New York 19, N. Y.

MOTOR'S New Auto Repair Manual, 400 p., 11 1/2" x 7 1/2", 240 illus., 1951 Edition, \$4.95. (Free for the first 7 days.)

MOTOR'S New Truck & Tractor Repair Manual, 400 p., 11 1/2" x 7 1/2", 240 illus., 1951 Edition, \$4.95. (Free for the first 7 days.)

SEND NO MONEY

721 1/2 Ave. of the Americas, New York 10, N. Y.

APRIL 1952 27





Era Fashions



Preserving Leather Collectibles

By Jill Barrett, Santa Clara Valley Chapter MAFCA

It's a known fact that leather tanned in the 1920's and 1930's was processed with caustic and dangerous chemicals. Today we know the associated dangers and health risks when we are exposed or we come in contact with these chemicals. As I collected more era items, I wondered about the chemical residue on these items. And I was concerned about repeated exposure to those chemicals and how it was going to affect the leather items. I know it sounds funny coming from someone who has memories as a child who loved to roll the car window down and smell the gas at the gas station. But now that I know that isn't the best thing for me, I'm pretty sure applying more chemicals to my collectibles isn't going to make them last longer. Although my leather purses and shoes have been exposed and treated with unsafe products in the past, it was time to reverse the damage, slow down the aging and prevent further deterioration. My collections aren't getting any younger, and can use all the help they can get.

We all know why it is important to clean a garment before we hang it back in the closet or pack it, laying it down in a storage box, but what about our leather items? What is the best way to clean, preserve and treat our era leather handbags, shoes

and accessories? In the past, I just applied some saddle soap or mink oil. But after learning these products had petroleum added, I decided my collectible items deserved more care than that. I was interested in an "all-natural" product that was safe to touch and wasn't going to stink up the house. It was important to find a product that actually fed and nourished the leather, adding the oils back into the fibers.

I did a little research and found a product that met all my criteria for being safe and clean. I found Chamberlain's Leather Milk products and their promises to make leather

look good on the outside and provide what leather needs below the surface to keep it healthy for generations to come. Their products are made in the United States with all natural cosmetic grade ingredients that are not chemical based. Chamberlain's Leather Milk products are available online and at Amazon.com. Now it was time to see how it treated a pair of the shoes in my collection.

I selected a small, pair of black leather shoes with a strap made for a young girl. They had a contrasting button fastener and a matching contrasting leather band woven





through the shoes. I chose this pair to address the dirt on the leather soles and a stiff strap that I was sure was going to crack and break off. I gently washed away the mud stuck to the bottom of the shoes with a gentle castile soap. I wiped the shoe bottom dry and wiped off the leather uppers with the damp towel. Looking like a curator at the Smithsonian, I set the shoes out on a white cotton towel to dry.

After a couple days of record heat to ensure the leather was dry, I applied Chamberlain's Leather Milk Formula No. 2 Straight Cleaner just to the leather uppers. This was a mild blend of water and other non-alkaline cleaning ingredients to softly remove leather-damaging substances. Once that dried, I applied several thin coats of Chamberlain's Leather Milk Healing Balm to all the leather on both shoes. I immediately saw an improvement in the condition of the leather straps and soles. You could say I was very excited. All was well and the shoes looked better than when I started. The next day, I gave both shoes another treatment of the Healing Balm. Shortly after that, the



straps were no longer stiff and frozen in a downward position. The straps were flexible and I was able to attach the straps to the button fastener on the outside of the shoes. I gently stuffed acid-free tissue paper in each shoe to help it hold its shape and set them aside.

Two months later, I returned to my experiment. The shoes absorbed all of the healing balm. The straps were supple and soft. I gave them one final application of the healing balm before packing them away.

My second experiment was on a tan pair of shoes made for girls. The shoes have contrasting stamped leather inserts and button fasteners. This pair

of shoes had specks of staining on the back heels. I applied the Formula No. 2 Cleaner and immediately saw





a darkening of the leather. Once the leather dried, the stain was still visible but the color did return to the light tan shade. I tried it again but the stain didn't budge. I applied a coat of Healing Balm, stuffed them with acid-free tissue paper and set them aside.

Two months later, they were soft and felt clean. However, the original staining was still present. My third experiment was on a pair of shoes for a young lady. These were a pair of black leather shoes with a Cuban heel. The shoes have a contrast stitching over the

top and on the outer side. They have a matching overlay attached around the cutout by the strap. After cleaning the leather with the Formula No. 2 Cleaner, I applied the Healing Balm. The leather began to excrete a sticky residue which I can only imagine was a petroleum product from years ago. I cleaned the leather again and again until the leather was clean. Then I applied the Healing Balm and set the shoe aside to rest.

Two months later, I returned to my experiment. The shoes looked



good considering the detox they recently experienced. The straps were stiff which I attribute to the double layers because this pair has a decorative feature on the straps. I applied another application of the Healing Balm. There were no adverse reactions. The leather appeared to be absorbing the conditioners. Once the third coat of the conditioner was applied, the straps felt supple and I felt comfortable fastening the buckles. The straps went into the buckles and the shoes transformed into the most beautiful shoes of the three, showing off the silver buckles and the soft leather. I stuffed the shoes with acid-free tissue paper and admired the improvement.

Because this collection of shoes was made for children and young adults, the standard shoe forms or shoe stretchers are too big. I stuffed the shoes with acid free tissue paper. Then I wrapped and packed them loosely in an acid-free box.

I can now count on one hand the number of times I have attempted to clean or handle an era item and it was successful on the first attempt using one line of products.

Email
Submissions to
realracegrill
@gmail.com

Classifieds

Submission
date is the
20th of each
month



FOR SALE: 1930/1931 Ford Model 'A' Sun Visors \$100.00
One set of new and one set of old sun visors for 1930-31 Model A Ford Murray body car. Brackets are included. \$100 for all. Call Eric Gould 251-765-2677

Have parts or a car you want to sell? Need a certain part for your restoration? Submit your ad and we'll run it in the newsletter for approximately 3 months. Email your ad with photos to Charlotte at realracegrill1@gmail.com



For Sale: 1930 Tudor \$19,000

This is an excellent driver. Motor rebuilt with insert bearings in 2000. Four speed synchromesh transmission. This is a tour car.

David A. Black: Cell 256-339-3234, david_black@model-a-man.com

David Black was president of a Model 'A' Club north of us in Alabama for years and the club was known for all the tours they did with their Model 'A's. Located in Cullman, Alabama

Model B Engine with Counterweighted Crank Built by Bob Bouldin of Bouldin & Bouldin Inc. 41 Main St Box 496, Belfast, NY 14711

Block Cleaned Bored & Honed	Windfield Grind Cam
New Piston And Rings	New Cam Gear
Insert Bearings - Mains - Rods	New Crank Gear
Drilled Crank	New Pulley
Pressurized Oil	Block & Head Decked
Cut Down Flywheel	Assembled & Test Run
Computer Balanced	
Brick Valves & Stellite Seats on Exhaust	Used Engine Block Included at \$800.00
Adjustable Lifters	Total \$3500.00

Inserted engine (B. Model) 8-26-2000.....	\$3,500.00
4 Speed D Trans (Ford) Ft. Worth, Texas.....	\$3,685.00
Oil Filter Oil and Temp Gauges.....	\$319.75
Turn Signals.....	\$187.80
Hood Prop Kit.....	\$41.94
Car cover.....	\$159.00
Seat belts.....	\$53.50
Radiator Stone Guard.....	\$178.00
Spep Plates.....	\$44.95
Floor Mats and Rugs.....	\$1,200.00
16" Wheels.....	\$90.00
Wheels Painted.....	\$800.00
16" Hub Caps.....	\$50.55
High Comp Head (Snyder 6-1).....	\$379.95
Head Bolts.....	\$24.00
New Interstate Battery.....	\$139.50
Electric Distributor.....	\$375.00
12 Volt Starter (Synder).....	\$225.00
	\$10,453.95



For Sale: 1931 180A DeLux \$29,500



1931 180A DeLux; 1 of 200 known to exist. It is a great 20 foot car. This is not a show car but a daily driver.

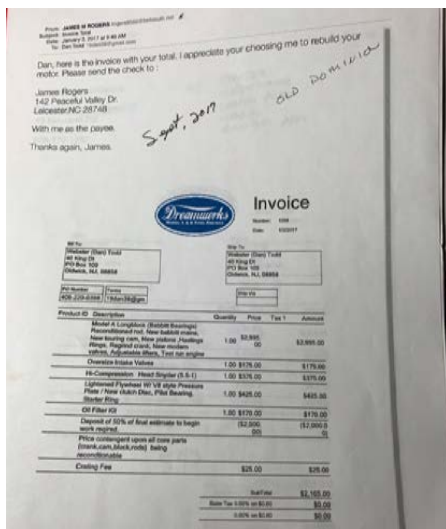
The present mileage is 4000. I may have put 200 on it. I purchased in 2017 the previous owner rebuilt the engine in January of the same year.

Please see the invoice as to the work that was performed. Mileage showing is 4000 I have put less than 500 in 5 years.

Comes with Florida title.



Wesley 850-232-8855
chalkwesley@yahoo.com



Model A Parts

Message: I Have Lots of model a parts if someone wants them gens. starters fans et cet era they can have them just pick them up

keeping a few for my A

Joseph Nix

Email: sultan43@yahoo.com

Call 1-810-712-2241




For Sale: Model A speedster owned by Harry Mattson in Pensacola. Phone number 850-637-4722, he is asking \$16,000 and will include numerous extra parts.

Model 'A' Road Trip Fall Color tour



October 24-30, 2023



I recently spoke with **Dan Nelson** who heads up the **Northern Alabama Model 'A' touring club**. Everything is a go this year for their 4th annual Fall color tour. One change over previous years is we're staying at a different hotel. The Hampton Inn raised their price to well over \$200.00 a night so this year we're going to stay across the street at a more modest motel (\$77) next door to the waffle house. Dan said the tour is for Model 'A's and he prefers to keep it a standard Model 'A' event.

Several of us from the **Gulf Coast Model 'A' club** plan on driving our cars to **Ft. Payne**, enjoying a road trip through central Alabama on the back roads. What better use for owning a Model 'A'. Why don't you consider joining us? This is the time to start getting your cars ready for another Model 'A' adventure. One of the trips Dan said they were planning, was to a museum in Chattanooga. The mountain scenery is breathtaking.

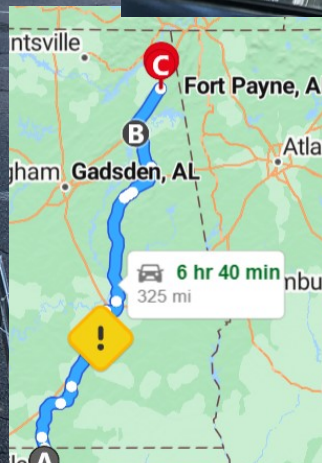
Registration forms and more details will be available next month. They will be posted in our newsletter. Jim Quinlan

If you're interested in joining us on this trip, contact Jim Quinlan at (727) 265-0381.

Model 'A's are meant to be driven



Contact Jim!
Trip time listed on this page includes travel to and from the tour location.



THE TRAVELER

Monthly publication of the Gulf Coast Model 'A' Club - Southern Alabama to the Florida Panhandle





MODEL A TOURING CLUB OF NORTH ALABAMA

PROUD TO BE AND AMERICAN

Annual Fall Tour

Check In October 26th

Tour October 27th & 28th

Lets See Those Stars & Strips

Check in will be in the Lobby of the Econo Lodge Thursday Afternoon the 26th. Thursday Evening we will have an area set aside at the Cattle Stampede for those who want to join us. Friday Evening you will be on your own to choose from one of the many eating places in the area. Saturday Evening we will once again have our Farewell Banquet at the historic Coal & Iron Building in downtown Ft. Payne.

On Friday we will be touring the back roads up Lookout Mt. And back down into Chattanooga Tn. To the Coker Antique Vehicle Museum, after the Museum Tour we will have Lunch, we have a choice of 2 very good places within 2 blocks of Coker, The Star Southern Cooking & The Urban Stack, after Lunch we will make our way back to Ft. Payne, there are a couple Antique Shops along the way for those who might be interested.

Total Mileage for the day will be about 115 Miles.

On Saturday we will once again be Touring the back roads back up Lookout to Little River Canyon, we then wander down the Mt. Into Leesburg for Lunch at the scenic Decks & Docks, hopefully, weather permitting we can eat on the large outdoor patio overlooking Weiss Lake.

Total Mileage for the day will be just approx. 100 Miles, this will get us back to the Hotel between 3 or 4, this will give us time to freshen up for the Farewell Dinner at the Historic Coal & Iron building.

Complete Information will be in each Touring Packet.

PLEASE look over the route sheets, as with any Touring Event much time goes into insuring you will get to your destination and back safely.

Feel Free To Call Anytime For More Info

Dan Nelson 256-490-4360



THE TRAVELER

Monthly publication of the Gulf Coast Model 'A' Club - Southern Alabama to the Florida Panhandle





MODEL A TOURING CLUB OF NORTH ALABAMA FALL TOUR

Due to increase in room rates at the Hampton, the Econo Lodge will be our Host Motel

Nightly rate is \$70.00 Includes Taxes, \$10.00 per Night for Pets, we have a Block of 20 rooms

For Reservations Call Hotel direct, Mention Touring Club
October 16th is Cutoff date for this rate

Econo Lodge
1412 Glen Blvd
Ft. Payne, Al. 35968
256-845-4013
Trailer parking will be available on premise

Name, Print _____

Additional Attending, Print _____

Address _____

City _____ State _____ Zip _____

Phone _____ Email _____

Touring Car _____ Tag No. _____

Insurance Company _____ MARC Member , Yes ___ No ___

Registration Fee \$20.00 _____ Farewell Dinner \$15.00 Per Person _____ Total _____

Make Check Payable To:

MATCNA, 665 Randolph Rd., Hokes Bluff, Al. 35903

This is an MARC Event, you are covered under MARC Event Insurance if you are a MARC Member,

At this time MARC is running Special Promotional Rates for New Members & Renewals, for more info
Contact MARC Headquarters in Michigan, 734-427-9050

MATCNA SPECIAL SIGN UP & RENEWAL RATE DURING THIS EVENT, \$15.00

For Those who have not been to our Fall Tour, There are many eating places
available in the Hotel Area.

Additional Informational will be provided in the Touring Packet

For more Info, feel free to call me anytime, Dan Nelson 256-490-4360



THE TRAVELER

Monthly publication of the Gulf Coast Model 'A' Club - Southern Alabama to the Florida Panhandle



Turn Down That Noise! The History of Car Radios

Reprinted from <https://blog.americansafetycouncil.com/history-of-car-radios/>

Stereo Tape Deck Record Changer

Driving while listening to the radio is an iconic American pastime – a way to catch up with news, sports, weather, and music while getting from Point A to Point B. But did you know that car radios weren't always so widely accepted and embraced? When early automobiles were first introduced to a wide audience, many lawmakers and concerned citizens wanted to ban car radios for being too noisy and distracting for drivers.

Car Radio History

The first car radios were used by Chevrolet in the early 1920s.



Music FOR THE TRAVELER

STEREO TAPE DECK

The fully automatic, solid state, 11 transistor "500" Stereo Tape Deck means the finest in full fidelity reproduction. Features balanced stereo, filtered music (reducer noise filter), 100 stress relief per channel and plays up to two full hours of tape. A continuous-play four-track cassette deck has completely separate electromagnetic solenoids and a single flip of a switch changes programs. Easy to change tapes in 12 full minutes - no tape stop. Operation of the car stereo. Available in 12 Volt and 24 Volt versions.

Included with Tape Deck is the SKS-505 Speaker Kit, 2 grill assemblies, 2 8-OHM 55" speakers, wire and mounting hardware. Complete detailed instructions included. Made and assembled in the U.S.A.

AUTOMATIC RECORD CHANGER

Three positions: The Original Auto Record Changer plays and stops up to 12 45's automatically. Fits all cars and needs no modification to install. Economical to operate with 45" records available everywhere. SUGGESTED LIST \$69.95

#2000 Has all the above features and will play either 45 or 33's 7-inch records with the large center hole - one kind at a time, or any disc. A flip of the switch changes speed. The 33's 7-inch records needed are available from A.R.C. Electronics, Inc. or its dealers. SUGGESTED LIST \$79.95

#3000 Incorporates the features of both the #2000 and #2000. In addition, it contains high-quality sound reproduction. It is essential because no car radio is necessary for operation. Three holes - (1) OR-40 Volume, (2) Balance, and (3) Tone, after four hours. Two 55" speakers and kit are included. SUGGESTED LIST \$99.95

TAPE HOLDER & FLOOR CONSOLE FOR CARS

All metal die casting custom Chrome-plated in keeping with fine car styling. Sturdy, spring loaded cover. Cover provides convenient fit under the dashboard. Simple to install and designed for removal to another car without leaving damage. SUGGESTED LIST \$19.95 **SEND FOR INFORMATION**

A.R.C. ELECTRONICS, INC.
15302-D Illinois Ave. • Paramount, California 90723

Photo by Joe Wolf via Flickr

First Car Radio (1930)


Two brothers Joseph and Paul Galvin teamed up with William Lear, a radio parts owner and Elmer Wavering, an audio engineer and installed their first model of a radio into a Studebaker in May of 1930. In 1930, the American Galvin Manufacturing Corporation marketed a Motorola branded radio receiver for \$130. A month later, Paul Galvin cranked up the radio near a pier at a convention in Atlantic City and needless to say, orders began to fly in for the radios. In 1933, Ford began offering his cars installed with Galvin Manufacturing or Motorola radios.

They were very expensive at that time and incredibly bulky, with huge batteries, speakers, and antennas that barely fit into and onto a car. Motorola radios of the 1930s were less awkward and innovators quickly began adding button and dial features to make them


more accessible for drivers and passengers. The cost of car radios dropped dramatically in the 1950s, and a majority of new cars were installed with them by the mid-1960s.

Radio Bans in the 1930s

Laws to fully ban car



The Motorola 5T71, regarded by many as the first purpose-built commercial car radio. (www.reddit.com/r/RedditDayOf/comments/4oz9zl/the_earliest_car_radio_the_motorola_5t71/)



An early Transitone radio. (www.radiomuseum.org/forum/first_car_radios_history_and_development_of_early_car_radios.html)



The world's first automotive head unit, the steering column-mounted tuner of a vintage Motorola radio. (www.antiqueradiomuseum.org/thecarradio.htm)

radios were proposed in Massachusetts and Missouri in the 1930s. Legislators in New York, New Jersey, Ohio, and Illinois proposed steep fines for car radio usage during that time as well. People who supported these bans argued that radios caused accidents because drivers listening to them were too distracted to pay attention to the road. They further argued that some types of programming actually lulled drivers to sleep behind the wheel.

Arguments to Keep Radios in Cars

However, the Radio Manufacturers Association argued that car radios actually helped people become better drivers. They pointed out that radios informed drivers about hazardous road conditions that lie ahead and weather conditions that may disrupt their travel. Supporters of car radios also said that radios actually helped to keep drivers

awake when they became drowsy.

Comparing Car Radios and Mobile Devices

Some modern driving enthusiasts have contemplated

the comparison between car radio use in the 1930s and mobile device use in the 2010s. Over the years, studies have proven that listening to the radio is an unlikely

The New 1932 Improved--

MOTOROLA

AUTO RADIO

IS HERE!

The pleasing tone and ease of operation of Motorola in your car will give you motoring pleasures you have never before enjoyed.

Below is an illustration of the Motorola installation—indicated by the black portions.

EASY TO INSTALL
on Any Car

RIGHT AT YOUR FINGER TIPS

Does Not Mar Your Car!
Can Be Removed Easily

MOTOROLA DELUXE

With Tubes, **\$69⁵⁰**
Less Installation and Accessories.

Control panel is mounted on the steering post just below the wheel, making Motorola the safest auto radio ever devised.

Ask about the convenient terms!

MOTOROLA STANDARD

With Tubes, **\$49⁵⁰**
Less Installation and Accessories.



THE TRAVELER

Monthly publication of the Gulf Coast Model 'A' Club - Southern Alabama to the Florida Panhandle



RIDE with RADIO



WITH Motor Majestic, take your favorite features, play-by-play reports of football games, or music with you wherever you go. It is a husky-seven-tube set, reproducing through a full dynamic speaker. It is quickly and easily installed without marring the car. Ask your dealer for

\$101.50

Installed. Aerial, if needed, is extra. Motor Majestic has automatic volume control. Hear it today!

**MOTOR
Majestic
AUTO RADIO**

Other Majestic Radios, \$46.50 to \$304

THOMPSON & HOLMES, Ltd.

Wholesale Distributor

171 Bluxome Street, San Francisco

291 Fourth Street, Oakland

cause of car accidents, but distracted driving is an undeniably huge cause of them. According to the U.S. Department of Transportation, approximately 421,000 drivers were injured in accidents due to distracted driving in 2012 and 3,328 more were killed by distracted drivers that same year.

This story shows that as far back as the 1930s, many drivers were already becoming attached to their in-car technology and unwilling to give it up without a fight. Laws

that ban technology use of any kind while driving are difficult to enforce. So the best way to stay safe is by reprogramming our habits and focusing on safety skills and common sense.

To avoid adjusting the radio while driving and putting yourself at unnecessary risk, choose a single station to listen to during your journey or enlist your passenger to be the DJ.

Enjoying your favorite tunes and programs while driving is a privilege and should be treated as such even today!



ABOUT THE GULF COAST MODEL 'A' CLUB

The Traveler newsletter is published for the membership and friends of the Gulf Coast Model 'A' Club. Outings are held monthly at various locations and times. Views expressed in the Traveler are not necessarily those of the Club Officers or MAFCA. Club membership is \$25.00 per year and can be mailed to Becky Baisden at: GCMAC,

PO Box 812

Cantonment, FL 32533

Club dues are \$25 per year for individuals or families. We currently have a membership of 40+ families. We believe in doing maintenance on the cars, educating ourselves on the Model 'A', fellowship with other members, showing the cars, driving the cars locally and on tours and having a great time seeing and driving Model 'A' Fords. We have fun and would welcome you as a member whether you own a Model A or not. Come join with us in a wonderful hobby that is historical and worthwhile. You will meet friendly people who are in love with the Model 'A' and love to drive, show and talk about these interesting cars.



THE TRAVELER

Monthly publication of the Gulf Coast Model 'A' Club - Southern Alabama to the Florida Panhandle

