



May 2021
Volume 24 Number 05

Traveler



P.O. Box 812
Cantonment, FL 32533



Inside this Issue

Message from President

Club meeting/Garage Meet

April's Garage Meet

Coming Events Calendar

Birthdays/Anniversaries

Happenings of GCMAC

Magnetic GCMAC Signs

When your Model 'A' Doesn't Start

Jim Cannon Tech Tips

Texas Model 'A' Tour

MAFCA National Tour

Classified Ad's

Air Filter Flow

Cleaning Spark Plugs

MAFII Model 'A' Days

Era Fashions

Model 'A' and VW ad

Model 'A' Accessories


Join MAFCA !!!

About GCMAC

Message from the President

by Mike Fowler

It has been a productive month on a personal level. Running boards and splash aprons for our '31 Roadster, ordered in March, arrived last week.



It looks like a good turnout for the Azalea Trace event this coming weekend. I appreciate your support and participation.

We discussed combining the next tech session at Jim & Yvonne Quinlan's with a Gulf Coast Model 'A' Club meeting. Plenty of space for social distancing at Jim's, and we are long overdue. Hope to see you there on May 22nd at 11AM.

Mike Fowler

Gulf Coast Model 'A'	Name	Phone	Email
President	Mike Fowler	303-524-4303	fowlest1@msn.com
Vice President	Martha Fuller	251-602-1931	waltmern@aol.com
Secretary	Charlotte Dahlenburg	256-783-2261	Deepsouth.aaca@gmail.com
Treasurer	Becky Baisden	850-384-5717	beckyb0814@att.net
Newsletter Editor	Jim Quinlan	727-265-0381	Tap5s@yahoo.com
Historian	Ray Harper	251-402-1427	Nipper486@gmail.com
National Rep	Walt Fuller	251-602-1931	waltmern@aol.com
Webmaster	Becky Baisden	850-384-5717	beckyb0814@att.net

Thank you to Nancy and Terry Pampel for printing and mailing the newsletter to several people who do not have an email account.



Gulf Coast Model 'A' Club MEETING May 22 !!

Club Meeting combined with Garage Meet
Saturday, May 22, 2021 at 11 AM
“Restore your Car’s Finish” by John Bright

As many of us have had the opportunity to get the vaccine and things are starting to get back to normal, we recognize the need to re-organize the club and get back to having regular meetings. However, we need to find a proper meeting place that is central to the membership of the club. A high percentage of clubs out there have meetings that are not hosted in a restaurant. This makes it easier to find a hall or meeting room without needing to coordinate with a restaurant. This is just another option.

We need ALL members to pitch in and bring some solid suggestions of where we can resume meetings **centrally located between Mobile and Pensacola**. This month we will host the Club Meeting with the Garage Meet to build a plan for our club’s future. **BRING YOUR SUGGESTIONS AND IDEAS !!!** Don’t assume that someone else will do it. We need solid ideas to move ahead.

The Meeting and Garage Meet is at 9195 Clarke Ridge Rd. in Foley Saturday **May 22 at 11 AM**. **Please bring a folding chair** as this is just a temporary meeting place until we find a permanent location. After the club meeting John Bright will give a talk and demonstrate how to restore your car’s finish using clay and other restorative techniques. Members are encouraged to bring a snack or refreshments to share during the meeting if they wish.

If you have any questions contact Jim Quinlan at (727) 265 0381

If you cannot make the meeting and have suggestions, please contact one of the club officers to let them know. Thank you and hope to see you there.

**CLUB
MEETING**



April Garage Meet

Tech Day / Garage Meet Wednesday April 14, 2021

This Garage Meet was held despite the wet rainy weather. Terry Pampel drove his Model 'A' in the rain which is commendable because these old cars were meant to be driven ... even in the rain. Other than open cars with side curtains, there's really no reason why a Model 'A' can't be used on a rainy day.

A few people showed up and we had several Model 'A' discussions but didn't get into any real projects related to Model 'A's per se.



Bullet hole in Terry's grill possibly 22 cal from many years ago

Coming Events Calendar

Saturday May 1 9AM Derby Day event Azalea Trace, FI
Details about the event at the bottom of this page.

From I-85 South: Take Exit 22 (Shorter), onto 80 east continue 3.5 miles to the Moore Davis Nursery located on the left. For more info (334) 312-3029 or paulmajerick@aol.com



CLUB MEETING

Saturday May 22 Saturday at 11AM

CLUB MEETING /Garage Meet.

For details, see Page 2 of this newsletter

For a comprehensive list of car shows in our area, here's a link to the Gearjammers website with them listed: <https://bamagearjammers.com/events.html>

Saturday Jun 12, 6:00 AM – 3:00 PM Swap Meet in Shorter Alabama. Moore & Davis Nursery, 13804 US-80, Shorter, AL 36075

CAFMAC Central Alabama Model 'A' Ford Club

Pensacola and Mobile Restaurant Breakfasts might soon resume. Bring suggestions for breakfast locations to this month's meeting.

May



29 Foy Bobo



Anniversaries

16 Ron & Bunny Cummins

28 Ray & Katherine Harper

If your birthday or anniversary doesn't appear and it should, please notify the editor so we can update our list, thanks

The Azalea Trace Event Saturday May 1st 2021.

We will arrive at 9:30am to set up a "static display" in the Administration building parking lot.

This will allow the residents a central location to view out cars, take pictures of the cars and the JR ladies that are dressing up for the occasion. There seems to be a high level of interest in our participation in their Derby Days!

We are invited to lunch at 12:00 and can head home after that.

The address of the campus is 10100 Hillview Drive. It is located off of University Parkway just north of Highway 90A (Nine Mile Road). The Administration Building is to the left after coming through the main entrance, and will be on the right about a quarter of a mile.

MAKE SURE YOU HAVE YOUR COVID VACCINATION PROOF CARDS as they are required by Azalea Trace management and will be checked at the gate.

Happenings of the Gulf Coast Model 'A' Club



Doug Wolbert recently delivered a fresh load of cow manure in his 1928 AA Truck for compost to Jim Quinlan for their gardens. It's pretty cool having a working 1928 AA Dump truck in the area.



Welcome to new Gulf Coast Model 'A' Members Allen and Sabine Braddy ! They own a 1929 Model 'AA' Stake Truck and live in Milton, Fl. They joined due to the encouragement of several GCMAC club members. Allen reports His AA Truck was purchased by his great grandfather in April 1930 in Sycamore, Ga.

"I'm the 4th generation owner, it has never been owned outside our family. "

"It's a farm vehicle so it doesn't go too fast. Only drive on streets for parades. Top speed 35mph. Only changes were made were the fenders as they were too far gone to be salvaged. Still running a 6 volt system. "



Despite the threat of severe weather, **the joint DSR/ Model 'T' / GCMAC tour from Mobile to the Gulf Coast Zoo** on April 24 went off well with 34 people in Attendance. Plus the weather wasn't nearly as bad as was predicted.

Thank you to John and Debra Bright for planning this event.



This from long time GCMAC member Larry Nelson :

I would like to send a message out to our members. I had a complete brake job done (of his 2000 Ford F150) at the Mavis Discount tires in Theodore Al .long story short. when they replaced the rotors they did not repack the bearings, used the old seals and then cross threaded the spindle nut so it do not set properly . I took the pick up back to the shop because I heard a noise coming from the wheel. The shop manager drove the truck came back said the brakes were fine. left their shop my truck drove all over the road I took to other shop, wheel almost came off the truck. they had to replace the spindle knuckle bearings and all parts. Mavis refuse to repay from my service just pay for the cost for their service. Larry Nelson



Got a new Model 'A'? Starting a new project or making progress on your current one? Anything interesting in your world that you want to share with the club? Gulf Coast Model 'A' members want to know. Send news and/or pictures to the editor at tap5s@yahoo.com .

Thank you !!!

GCMAC Magnetic Signs


Walt Fuller is looking into ordering magnetic signs with the Gulf Coast Model 'A' Club logo (see Clyde Anderson's car in the picture).

The signs will come as a pair and it was explained to me that these signs are used during club tours or events to advertise the existence of our club. After Walt gets a count of how many he needs to order, he will be able to get a quote and let you know the cost.

Please give Walt a call ASAP if you're interested in ordering a pair at (251) 716-8678.



So you're out cruising with friends in your Model 'A'. After going into town to stop at the local soda fountain you discover your Model 'A' won't start. Your first thoughts are to check that the car is getting fuel. Then you confirm you have spark to the plugs and the timing looks right.



Once it's determined that these are not the culprit, the head scratching begins and you might be tempted to go back into the soda fountain for another refreshment while trying to solve this puzzle.

Fortunately this good You Tube video may have the solution. It will open your eyes to another less obvious reason why a Model 'A' sometimes won't start.

And you'll also learn about something simple you probably should inspect on your Model 'A's in the future.



Click Here <https://youtu.be/z4F0zx012qs> to see the youtube video.



Jim's technical tip

by Jim Cannon,

Installing the Starter "Bendix Drive"

The small Bendix Drive gear that's bolted to the starter motor puts up with a lot of use (and abuse when you forget to retard the spark before starting). Eventually you will be working on yours and I have a tip for you about installing it back on the starter shaft.

The Bendix is bolted to the shaft with 2 special bolts and lock washers, as shown in the photo below. One bolt has a specially-shaped end that goes down into a hole in the starter shaft. This is critical, to lock the Bendix to the shaft; do not substitute a plain bolt for this.



The other bolt is "special" only because it is only 11/16" long. This allows the bolt to lock the spring in place, without having the bolt actually touch the starter shaft. Don't be tempted to use a 3/4" long bolt instead of the correct shorter one. See the comparison photo of a 3/4" bolt and the correct bolt.



When this longer bolt is used, it presses against the starter shaft when tight and it messes up the Bendix operation.

Don't forget to install the half-moon shaped Woodruff key in the shaft before slipping the drive on the shaft. You may also use 2 spring clips (optional). Be sure to lock the bolts down tight by bending the ear of the special lock washer up against the bolt head. If you don't, these bolts will work loose and fly out of the starter drive.

I carry a spare Bendix spring (they are known to break) and a set of these special bolts and lock washers with me in my parts kit on tours. If I don't need them, someone traveling with us might. This will help quickly get them back on the road to Have a Model A Day! Jim

Another Model 'A' touring event that is approximately an eight hour drive from our area is the 58th Annual Texas Tour 2021 in Longview Texas. This looks to be a fun event. **Jim & Yvonne Quinlan are registered.** For registration information go to: TexasTour2021.com or Click on the picture below:



Texas Tour 2021

A Fords: traveling & exploring

TOUR & SEE
EXPLORE
TRAVEL

Home	Contact	Tech
Pictures	Autumn Trails A's	

Longview, Texas
JUNE 10-13, 2021
with Day Tours
to Kilgore and Jefferson

2021 MAFCA National Tour in New Hampshire June 20-25, 2021

Update 2/9/2021—Due to COVID If you are not from New England you must self quarantine in New Hampshire upon arrival unless you have been vaccinated at least 14 days prior to arrival.

Additionally the farewell dinner and the welcome dinner are cancelled. They are working on doing some sort of alternative welcome event. Masks are mandatory as well as social distancing and symptom checks.



June 20-25, 2021
North Conway, NH

Three full days of touring with optional fourth day of your choice

MA -Mount Washington Valley Tour-
-Route 153, Museums, and Wolfeboro, NH Tour-
-Kancamagus Highway, On Golden Pond Tour-

You will have the opportunity to see beautiful vistas, covered bridges, visit history, and seek adventure





Registration Forms: Available in the Jan/Feb Restorer
Host Hotel: North Conway Grand Hotel accepting reservations now
Code: National Model A Tour 2021 / 800-655-1452
Check website: for RV & Camping Info / Shipping Cars / Trailer Parking

Hosts: New Hampshire Lakes Region Model A Club
<https://www.2021mafcanationaltour.com>
www.facebook.com/groups/94230639953378

A WHITE MOUNTAIN ADVENTURE
MAFCA NATIONAL TOUR
JUNE 20-25, 2021

Follow the little gray Pickup to a
 Hub and Spoke Tour in North Conway, NH
 Host Hotel Reservations now Open
 Each day will bring you to unique destinations in and around the
 White Mountains and Lake Region
 Tours will be over many miles of Model A friendly roads

TOURS
 Museums Rt 153/109 - NH Boat Museum • Libby Museum • Wrights Museum of WW II
 Castle in the Clouds
 Kancamagus Highway • Mount Washington Auto Road • Waterfalls & Covered Bridges

ATTRACTIONS
 Lake Winnepesaukee Scenic Cruises • Mount Washington Cog Railway
 Conway Scenic Railroad • Clark's Trading Post • Storyland • Historic Wolfeboro





Visit our website for more info... <https://www.2021mafcanationaltour.com/>
 Host: New Hampshire Lakes Region Model A Club

HOST HOTEL
 North Conway Grand Hotel
 72 Common Ct., North Conway, NH 03860
 800-655-1452 / 603-356-9300
 Room Rates start at \$128/night plus taxes / Reservations after May 23, 2021 accepted at group rate based on hotel availability

code: National Model A Tour 2021

This is the latest document that tells how these restrictions may affect you. [Click here to see the document](https://www.2021mafcanationaltour.com/)

Walt and Martha Fuller are registered and planning on attending this event. Anyone wanting to caravan to the event might want to give them a call.

REGISTRATION INFORMATION

Click the following link: <https://www.2021mafcanationaltour.com>



Have parts you want to sell? Need a certain part for your restoration? Submit your want ad and we'll run it in the newsletter for approximately 3 months.

Email your ad and any photos to Jim at tap5s@yahoo.com

Wanted- worn out / junk Model 'A' Body Pieces/Frame/Steering Wheel etc. for Model 'A' Yard Art project.

Contact Jim (727) 265 0381 or tap5s@yahoo.com

Wanted Cowl Lights for 28 Slant windshield Sedan

Contact Austin Wall (251) 978 2695



Bonnie and Clyde



Model 'A' Engine for Sale

Contact Ron Cummins 850-384-8024

19" New tan Tire Cover with Ford emblem. \$25.00

I also have a second tan tire cover with Ford emblem that is like new but slightly trimmed for \$15.00.



Contact Jim Quinlan (727) 265-0381

**1929 Model A Tudor For Sale
\$18,000 OBO**

Contact Becky Baisden
Cell # (850) 384-5717
beckyb0814@att.net



Air Filter Flow

Model "A" zenith Carburetor - By Dave Renner

Three air filters were tested using an Air Maze 90 degree elbow on a Model "A" Zenith carburetor. These tests were run on a Super Flow Flow-bench SF-120. The reading accuracy was +/- 0.25 CFM.

The Air Maze woven wire filter and paper filter are commonly used. The K&N filter was chosen for test because it had the same O.D. as the Air Maze, and the length when installed provided a good fit in the vehicle without other modifications.

All filters were 3.25" O.D. The Air Maze original woven wire filter

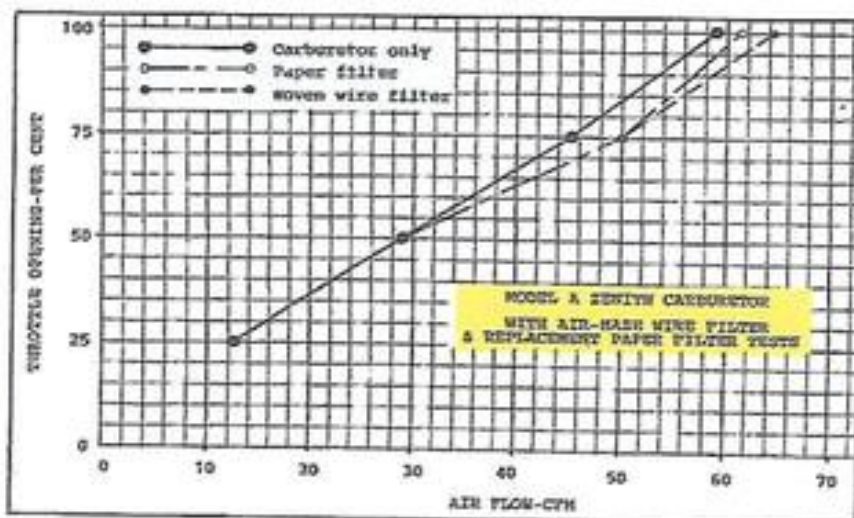
element and its replacement paper filter element had 3" exposed lengths. The K&N filter (E-2040) had an exposed length of 6". See photo 1 (wire filter shown) and photo 2.

As shown on the graphs, air flows with the filters installed improved at throttle openings greater than 50%. Little difference was seen in the type of filter used. What made the biggest difference was the 90 elbow and its orientation on the "A" Zenith carburetor. Rotating the elbow on the air horn had negative effects on flow.

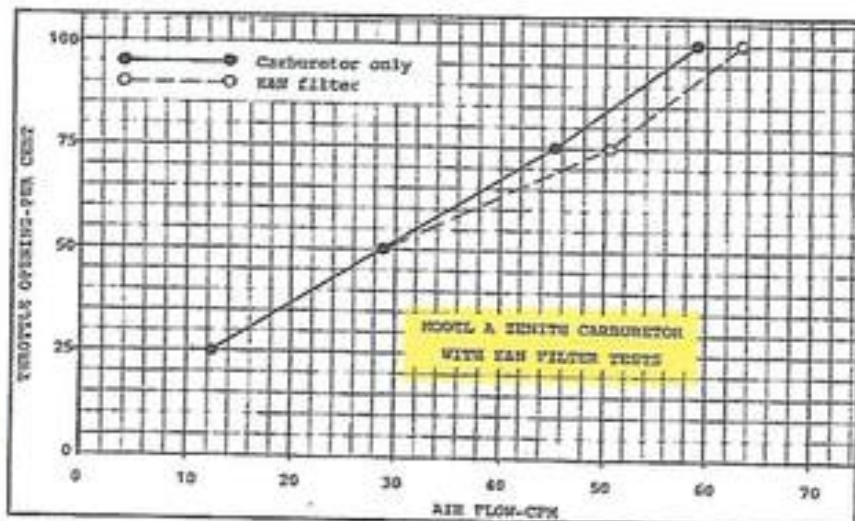
An important note to remember is that the Model "A" Zenith is not a pressure balanced carburetor. It was not designed to have anything installed over the air intake. Any restriction in flow creates a lower pressure in the float bowl resulting in an air-fuel ratio change. If a filter is to be used the carburetor must be pressure balanced. This requires machining an air path between the air intake (choke area) and the float chamber. See *Secrets Magazine* vol 18 no. 4 April 2009 page 24.



(1) Air Maze with wire and paper filter.



(2) Air Maze converted to a KN filter.



Cleaning carbon from fouled spark plugs.

Gulf Coast Model 'A' Club member Terry Pampel tried an alternative method to remove excess carbon buildup from his spark plugs using a torch. Terry made a quick youtube video to show how well it works. Click the youtube logo to view it.



Ford Model A Day

SAT • SEPT 18

Celebrate the heritage of the Model A.
Presented by the Model A Ford Museum.

Annual Model A Day

Swap Meet

**Fashion, Seminars,
Food and Fun!**

September 17th & 18th 2021 9-5pm

The Gilmore Car Museum
6865 W. Hickory Road
Hickory Corners, MI 49060

SAVE THE DATE

For more Info 269-615-3719 Jerry Morrissey
For Seminar Information Ken Ehrenhofer 630-697-3906
For Swap Reservations Mark Maron 847-302-7900



MAFCA IS LOOKING FOR YOU

Are you interested in the future of MAFCA? Yes you say! Then now is the time to consider being a candidate for the Board of Directors. As a member of the MAFCA board you will be able to put your organizational and operations skills to good use. MAFCA has four positions that will need to be filled and if you like to take on an assignment and get the job done, and enjoy working on a team of similarly minded people, please fill out the application found on page 20 of the March April issue of The Restorer and become a candidate.

Doug Linden
Membership Director



Era Fashions



*In your Easter bonnet, with all the frills upon it,
You'll be the grandest lady in the Easter Parade.
I'll be all in clover and when they look you over,
I'll be the proudest fellow in the Easter Parade.*

By Irving Berlin



A Little History of the Easter Bonnet/Hat

For many people, getting a new outfit for Easter has been a longstanding tradition. Their new outfit is not complete without a dress or suit and tie, shoes, and an Easter bonnet. The Easter bonnet has been a timeless part of this holiday for the past decades. It was even popularized in the Irving Berlin song "Easter Parade." But, do you know the history behind this Easter headpiece?

The Easter bonnet actually originated as a European tradition. People would wear new clothes and hats to celebrate the coming of spring and meaning of Easter. Spring and Easter signal new life and rebirth. Getting a new outfit and hat was one way to honor that meaning. The first bonnets were circles of leaves and flowers to show the cycle of the seasons. It was also a time when many people attended church a few days in a row for Easter, and a time to see who was wearing the latest fashions.

It wasn't until after the Civil War that the tradition caught on in the United States. The first Easter after the war ended was known as the "Sunday of Joy." Mothers, wives, and daughters came out of mourning and replaced their dark clothing with outfits full of pastel colors and spring flowers, to again signal a renewal of life. In the 1870s, the first Easter Parade in New York City occurred. The Easter bonnet was brought into American pop culture by the Berlin song in 1933. However, the parade and bonnets didn't peak in popularity until the 1940s. Over one million people participated in the tradition in 1947. These days the New York parade is a much smaller affair with about 30,000 showing up each year to flaunt their hats, but flaunt their hats they definitely do!

From the Forsyth Family Magazine



33 years later, he got the bug.

We're glad that most people don't wait 33 years to buy their first Volkswagen.

But Albert Gillis did, and maybe he had the right idea all along.

He didn't buy a new car for 33 years because he didn't happen to need one.

He and his 1929 Model A Ford did just fine by each other.

He always did his own repairs and even jacked it up at night to save the tires.

When he needed a new car last year, he went out and bought a Volkswagen.

"I heard they hold up," he explained. Does he like the VW?

Mr. Gillis is 78, a Justice of the Peace, and not given to hasty decisions.

"Your inspectors sure do a good job of inspecting," was as far as he would go.

But he did mention that he and Mrs. Gillis took a trip for their 54th anniversary.


They drove 6,750 miles and spent \$62 on gas and \$54 on oil.

"I didn't think they were supposed to burn oil," he said.



The HAN-D Starter

For Model "A" Fords
(Patent Applied For)



Installed in 10 Minutes—Using Ford Switch
July, 1930



Those Wonderful
**UNAUTHORIZED
ACCESSORIES**
For
Model A Ford



--3 Million
Women Drivers
of Model "A" Fords Want
the HAN-D Starter


Because---


1. It makes the Ford the Easiest Starting Car in the World.
2. It eliminates trouble in traffic jams or starting on hillsides.
3. It saves half the drain on your battery when starting and doubles its life.
4. It saves starter repair bills and makes starting positive.

List Price \$2.50

Simple - Positive - Convenient

Takes Only a Few Minutes to Install
Order Your Demonstrator Today





Our award winning magazine "The Restorer"

MAFCA.com - serving Model A Ford owners since January 1, 1997

The Model A Ford Club of America, Inc. (MAFCA) is **dedicated** to the restoration, preservation and enjoyment of the Ford Model A and AA cars and trucks, as manufactured from 1928 through 1931. We are an active, family-friendly organization whose members share a passion for these historic vehicles, plus other aspects of life in that era, such as fashions.

MAFCA is a not-for-profit corporation with members and local affiliated chapters all over the globe. This makes us the largest car club in the world dedicated to one make of automobile. We hope you enjoy looking through our site, and we invite you to join us!

Membership in Model A Ford Club of America is encouraged. MAFCA Dues are \$50.00 and should be mailed to MAFCA Headquarters, 250 South Cypress, LaHabra, CA 90631-5586

For more info visit: <https://www.mafca.com/>

I Love Him Because He Drives a MODEL A !



About the Gulf Coast Model 'A' Club

The **Traveler** newsletter is published for the membership and friends of the **Gulf Coast Model 'A' Club**. Outings are held monthly at various locations and times. Views expressed in the **Traveler** are not necessarily those of the Club Officers or MAFCA. Club membership is \$30.00 per year and can be mailed to Becky Baisden at:

GCMAC,
PO Box 812
Cantonment, FL 32533

Gulf Coast Model 'A' Club website:
<https://www.gulfcoastmodelclub.net/>



Club dues are \$30 per year for individuals or families. We currently have a membership of 30+ families. We believe in doing maintenance on the cars, educating ourselves on the Model 'A', fellowship with other members, showing the cars, driving the cars locally and on tours and having a great time seeing and driving Model 'A' Fords.

Download a Membership Application

We have fun and would welcome you as a member whether you own a Model A or not. Come join with us in a wonderful hobby that is historical and worthwhile. You will meet friendly people who are in love with the Model 'A' and who love to drive, show and talk about these interesting cars.

Permission to copy from this newsletter is granted provided credit is given to the author and publication.

Advertise in the Traveler.

If you know of any business that would like to place an ad in the **Traveler** they can run a **credit card sized ad for \$50** and a quarter page ad for \$75 that will run for 12 months. Those interested should send artwork to the editor @ tap5s@yahoo.com with their billing and contact information

